




# PORTABLE ELECTRIC PUMPS KIT FOR AdBlue®



| Ref. | Descrip. | Flow rate | Voltage             | Power | Inlet-outlet | Conn. hose | Nozzle   | Adaptor   | Flow meter  | Weight | Packaging |
|------|----------|-----------|---------------------|-------|--------------|------------|--|---|---|--------|-----------|
|      |          | l/min     | AC V./Hz<br>DC Volt | W     | BSPG         | Ø          |  |  |  | kg     | mm        |

|                     |              |           |        |     |           |       |          |              |     |       |             |
|---------------------|--------------|-----------|--------|-----|-----------|-------|----------|--------------|-----|-------|-------------|
| <b>097-5810-230</b> | Portable kit | <b>40</b> | 230/50 | 350 | 3/4"-3/4" | 19X29 | Man.AD90 | Valve+filter | YES | 11,80 | 410X400X320 |
| <b>097-5811-230</b> | Portable kit | <b>40</b> | 230/50 | 350 | 3/4"-3/4" | 19X29 | Aut.AP80 | Valve+filter | YES | 13,80 | 410X400X320 |

|                     |              |           |        |     |           |       |          |              |     |       |             |
|---------------------|--------------|-----------|--------|-----|-----------|-------|----------|--------------|-----|-------|-------------|
| <b>097-5810-115</b> | Portable kit | <b>40</b> | 115/60 | 350 | 3/4"-3/4" | 19X29 | Man.AD90 | Valve+filter | YES | 11,80 | 410X400X320 |
| <b>097-5811-115</b> | Portable kit | <b>40</b> | 115/60 | 350 | 3/4"-3/4" | 19X29 | Aut.AP80 | Valve+filter | YES | 13,80 | 410X400X320 |

|                     |              |           |    |     |           |       |          |              |     |       |             |
|---------------------|--------------|-----------|----|-----|-----------|-------|----------|--------------|-----|-------|-------------|
| <b>097-5810-012</b> | Portable kit | <b>34</b> | 12 | 200 | 3/4"-3/4" | 19X29 | Man.AD90 | Valve+filter | YES | 10,30 | 410X400X320 |
| <b>097-5811-012</b> | Portable kit | <b>34</b> | 12 | 200 | 3/4"-3/4" | 19X29 | Aut.AP80 | Valve+filter | YES | 12,30 | 410X400X320 |

|                     |              |           |    |     |           |       |          |              |     |       |             |
|---------------------|--------------|-----------|----|-----|-----------|-------|----------|--------------|-----|-------|-------------|
| <b>097-5810-024</b> | Portable kit | <b>34</b> | 24 | 336 | 3/4"-3/4" | 19X29 | Man.AD90 | Valve+filter | YES | 10,30 | 410X400X320 |
| <b>097-5811-024</b> | Portable kit | <b>34</b> | 24 | 336 | 3/4"-3/4" | 19X29 | Aut.AP80 | Valve+filter | YES | 12,30 | 410X400X320 |

**PUMP DUTY CYCLE min: S2 20**

AdBlue® kit suitable for filling vehicles from the barrels. Composed by: electric diaphragm self-priming pump, manual or automatic nozzle, delivery EPDM hose 6 m length, suction hose with valve+filter.

### “Portable kit AdBlue®” series composed by:



**Art. 098-6500-230** Diaphragm electric pump for AdBlue® 230V 50 Hz 40 l/min cable 2 m length

**Art. 098-6500-115** Diaphragm electric pump for AdBlue® 115V 60 Hz 40 l/min cable 2 m length



**Art. 098-6500-012** Diaphragm electric pump for AdBlue® 12V 34 l/min cable 4 m length with pincers

**Art. 098-6500-024** Diaphragm electric pump for AdBlue® 24V 34 l/min cable 4 m length with pincers



**Art. 099-5124-000** Digital flow meter MEC 24 min-max flow rate min-max 5-120 l/min.



**Art. 099-6512-015** Kit PVC spiral suction hose d.20x25 1,5 m length



**Art. 909-0500-060** Antistatic hose EPDM 20 bar G 3/4" 6 m length (19x29)



**Art. 099-5199-000** Manual plastic nozzle “AD90” Flow rate 90 l/min



**Art. 099-5205-000** Automatic plastic nozzle with stainless steel end “AP80” 80 l/min